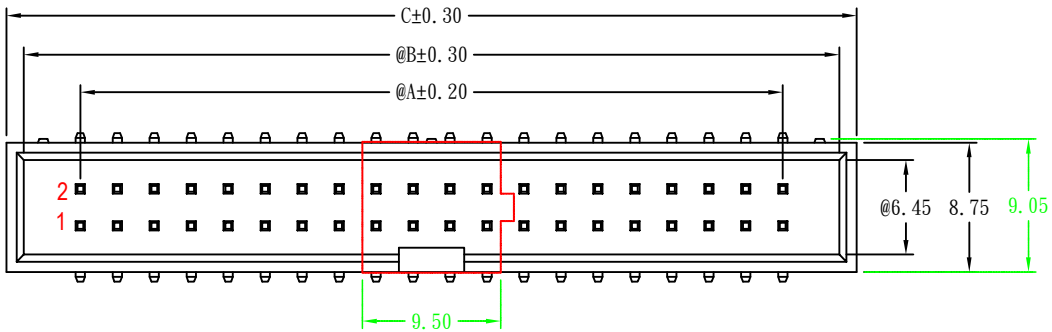

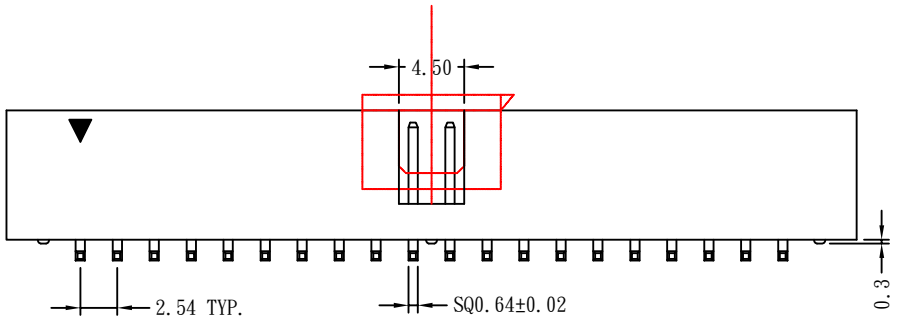

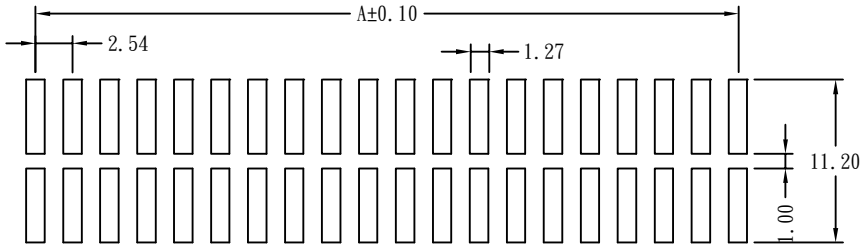

PCB LAYOUT (TOL.:±0.05)

NOTE:
1. @ MEANS KEY DIMENSION, MUST BE CHECKED.
2. MATERIAL:
   2.1 CONTACT: BRASS.
   2.2 INSULATOR: PA6T UL94V-0 (BLACK).
   2.3 FINISH: NICKEL UNDER PLATED
   GOLD FLASH PLATED ON SOLDER TAIL
   GOLD PLATED ON CONTACT AREA.
   NICKEL 25u" MIN UNDER-PLATED
3. ALL MATERIAL MUST BE COMPLY WITH RoHS.
4. PART NO. LEGEND:
   5B1.2134G-1XX00.2XX
   19:W/O CAP W/TRAY GF
   25:W/O CAP W/TRAY G30u"
   23:W/CAP/TRAY+PE BAG GF
   24:W/CAP/REEL+PE BAG GF

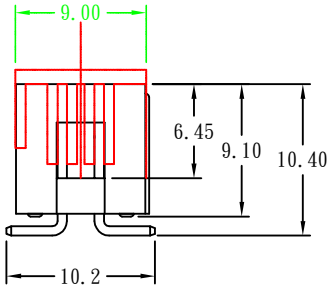

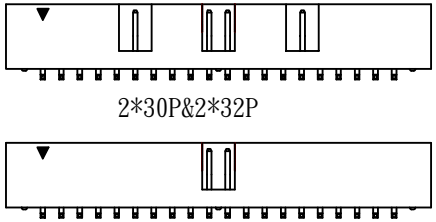

2*30P&2*32P

DIMENSIONS LIST:

2*3P~2*25P

NO. OF POSITIONS	A	B	C	NO. OF POSITIONS	A	B	C
03	5.08	12.94	15.24	17	40.64	48.50	50.80
04	7.62	15.48	17.78	20	48.26	56.12	58.42
05	10.16	18.02	20.32	25	60.96	68.82	71.12
06	12.70	20.56	22.86	30	73.66	81.52	83.82
07	15.24	23.10	25.40	32	78.74	86.60	88.90
08	17.78	25.64	27.94				
10	22.86	30.72	33.02				
12	27.94	35.80	38.10				
13	30.48	38.34	40.64				
15	35.56	43.42	45.72				

△	DATE	ECR
△		
△		
△		
△		

ARC ELECTRO INDUSTRY CORP.
www.arc-electro.com

PART NAME: BH P2.54 SMD
PART NUMBER: 5B1.2134G-1XX00.2XX

S/C NO
W01216(1.0)
W01264(1.0)

APPROVAL	CHECKED	DRAWING	DRAWING NO	DATE	REV	SCALE	UNIT	NO.
David	David	David	AK11868	141126	1.2		mm	

TOLERANCE:

X. ±0.50	.X ±2°
.X ±0.30	.XX ±1°
.XX ±0.30	B525
.XXX ±0.10	