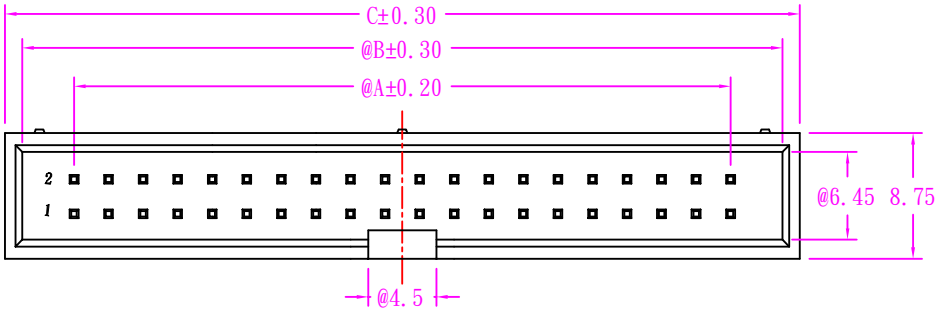

NOTE:

1. @ MEANS KEY DIMENSIONS, MUST BE CHECKED.
2. MATERIAL:
   - 2.1 CONTACT: BRASS.
   - 2.2 INSULATOR: UL 94V-0.
   - 2.3 FINISH: REF. PART NO. LEGEND.
3. PART NO. LEGEND:
   5B1.211XX-4XXXX.2XX

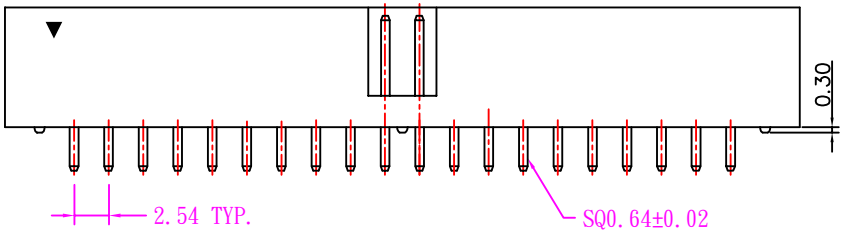

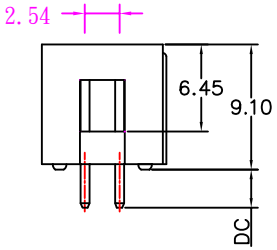

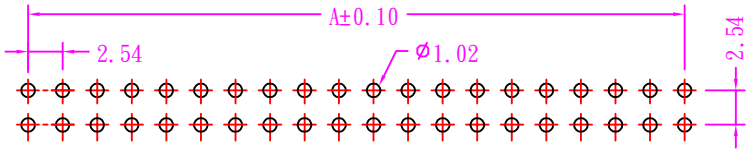

P.C.B LAYOUT (TOL:±0.05)

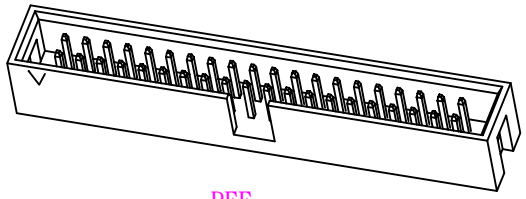

REF.

DIMENSIONS LIST:

NO. OF POSITION PER ROW	A	B	C	NO. OF POSITION PER ROW	A	B	C
03	5.08	12.94	15.24				
04	7.62	15.48	17.78				
05	10.16	18.02	20.32				
06	12.70	20.56	22.86				
07	15.24	23.10	25.40				
08	17.78	25.64	27.94				
10	22.86	30.72	33.02				
12	27.94	35.80	38.10				
13	30.48	38.34	40.64				
15	35.56	43.42	45.72				
17	40.64	48.50	50.80				
20	48.26	56.12	58.42				
22	53.34	61.20	63.50				
25	60.96	68.82	71.12				
30	73.66	81.52	83.82				
32	78.74	86.60	88.90				

△	DATE	ECR
△		
△		
△		
△		

ARC ELECTRO INDUSTRY CORP.
www.arc-electro.com

PART NAME: BH P2.54 180° 平底型

PART NUMBER: 5B1.211XX-4XXXX.2XX

S/C NO

APPROVAL	CHECKED	DRAWING	DRAWING NO	DATE	REV	SCALE	UNIT	NO.
David	Sean	Sean	AK11151	061011	1.1		mm	

TOLERANCE:	
X. ±0.50	.X ±2°
.X ±0.30	.XX ±1°
.XX ±0.30	B525
.XXX ±0.10	D003-V043

5B1.[2][1][1][X][X]-[4][X][X][X][X]-[2][X][X]

- [2] No.of Positions. (03~32)
- [X][X] Explanation row of number(2)
- [X][X][X][X] The expression cut pin
- [4] GP product
- [1][1] Pitch 2.54
- [1] 180°
- [X][X] Expresses the size, the plating (LIST 2)
- [X][X] Revertex color material quality (LIST 1)
- [X][X] Expresses the housing pattern (AK11151)

LIST 1

code	material	color	code	material	color
1G	PBT	black			
1A	PBT	white			
1W	PBT	blue			
4G	PA6T	black			
4P	PA6T	blue			
4A	PA6T	white			

LIST 2

code	DC			plating	note
11	3.0			gold flash	
14	3.0			gold 5u"	
15	3.0			gold 15u"	
16	3.0			gold 30u"	
23	6.0			gold flash	

△	DATE	ECR
△		
△		
△		
△		

ARC ELECTRO INDUSTRY CORP.
www.arc-electro.com

PART NAME: BH P2.54 180° DIP
PART NUMBER: 5B1.211XX-4XXXX.2XX

S/C NO

TOLERANCE:

APPROVAL	CHECKED	DRAWING	DRAWING NO	DATE	REV	SCALE	UNIT	NO.
David	David	David	AK11151	090505	1.1		mm	

B525

ARC ELECTRO INDUSTRY CORP.

Material number detailed correspondence table

PART NUMBER	Housing color	size(mm) DC			plating	cut pin	packing	remarks(List 2)
Full PIN sector FOR DROW NO. AK11151								
5B1.211XX-4XX00.2XX	List 1	3.00			List 2		tray	(11,14,15,16)
5B1.211XX-423XX.2XX	List 1	6.00			gold flash		tray	
cut PIN sector								
5B1.211XX-41101.205	List 1	3.00			gold flash	#1	tray	
5B1.211XX-41103.212	List 1	3.00			gold flash	#3	tray	
5B1.211XX-41104.210	List 1	3.00			gold flash	#4	tray	
5B1.211XX-41105.217	List 1	3.00			gold flash	#5	tray	
5B1.211XX-41107.204	List 1	3.00			gold flash	#7	tray	
5B1.211XX-41108.206	List 1	3.00			gold flash	#8	tray	
5B1.211XX-41109.205	List 1	3.00			gold flash	#9	tray	
5B1.211XX-41110.205	List 1	3.00			gold flash	#10	tray	
5B1.211XX-41120.220	List 1	3.00			gold flash	#20	tray	
5B1.211XX-41120.222	List 1	3.00			gold flash	#20	tray	