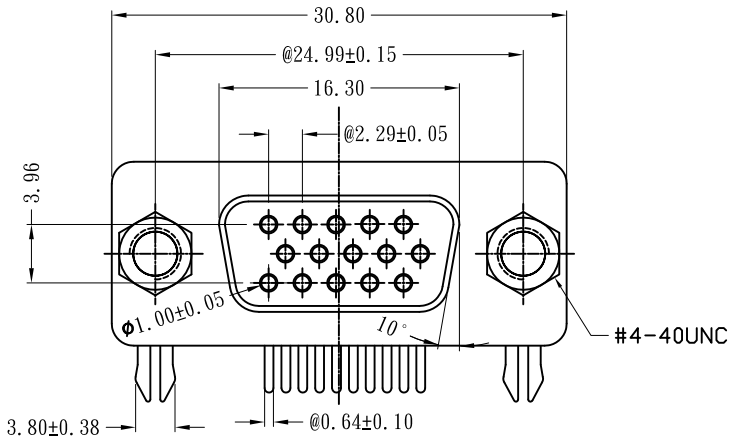

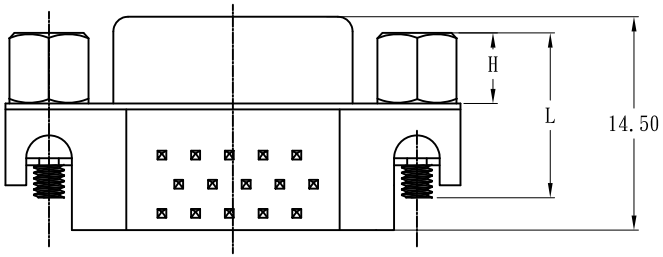

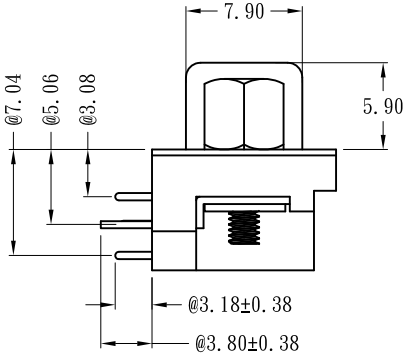

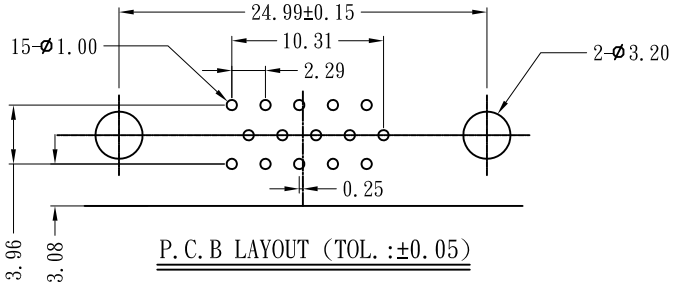

P.C.B LAYOUT (TOL.:±0.05)

NOTE:
1. @ MEANS KEY DIMENSIONS, MUST BE CHECKED.
2. MATERIAL:
   2.1 HOUSING: UL 94V-0
   2.2 CONTACT: BRASS.
   2.3 SHELL: BRASS.
   2.4 SCREW NUT: BRASS.
   2.5 BOARD LOCK: BRASS
3. PLATING:
   3.1 CONTACT: GOLD ON CONTACT AREA OVER NICKEL
       TIN ON SOLDER TAIL OVER NICKEL.
   3.2 SHELL: 30U"MIN. NICKEL
   3.3 SCREW NUT: 30U"MIN. NICKEL
   3.4 BOARD LOCK: 100U"MIN TIN, 30U"MIN. NICKEL
4. ALL MATERIAL MUST BE COMPLY WITH RoHS.
5. PART NO. LEGEND:

5D1.22329-XXXX1.315

- NO. OF POSITIONS
- 1Y:PBT BLUE, NO MARK
  7Q:PBT BLACK, NO MARK (SoNY GP)
  1A:PBT BLACK, NO MARK
- 31:鉚合鎖螺絲(H=4.8 L=11.80)
  21:鉚合附螺絲(H=4.8 L=11.80)
  35:鉚合鎖螺絲(H=5.8 L=12.80)
  25:鉚合附螺絲(H=5.8 L=12.80)
  10:鉚合不附螺絲
- 縮第9PIN
- 接触区金0.8U"MIN, 焊接区锡100U"MIN
  镍底50U"MIN
- 90°

△	DATE	ECR	ARC ELECTRO INDUSTRY CORP.				PART NAME: D-SUB 90度 15P FEMALE					S/C NO	TOLERANCE:	
△							PART NUMBER: 5D1.22329-XXXX1.315						X. ±0.50	.X ±2°
△													.X ±0.35	.XX ±1°
△			APPROVAL	CHECKED	DRAWING	DRAWING NO	DATE	REV	SCALE	UNIT	NO.		.XX ±0.25	
△					程艷	AK01781	211223	1.6	/	mm			.XXX ±0.15	D020-ID07