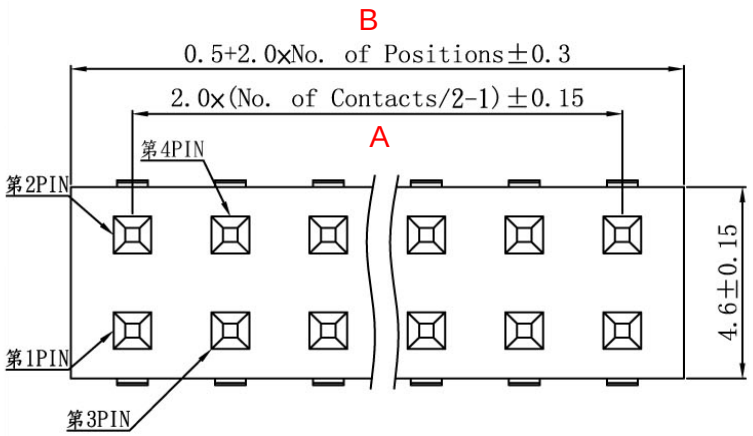

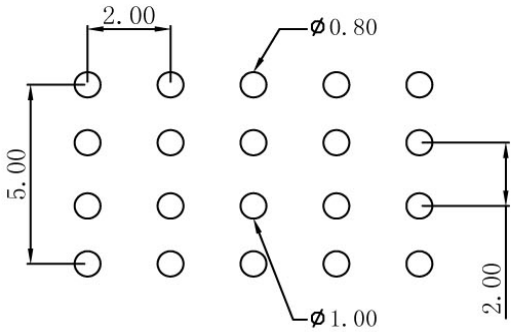

P.C.B Layout

NOTE:
1.@ MEANS KEY DIMENSION,MUST BE CHECKED.
2.MATERIAL:
2.1 CONTACT: PHOSPHOR BRONZE.
2.2 INSULATOR: UL94V-0(BLACK).
2.3 FINISH: GOLD FLASH OVER NICKEL.
3.ALL MATERIAL MUST BE COMPLY WITH SONY SS-00259 OR RoHS.
4.PART NO. LEGEND:
5F1.221XX-D3500.2XX
└NO. OF POSITIONS
1B:PBT BLACK
4B:PA6T BLACK

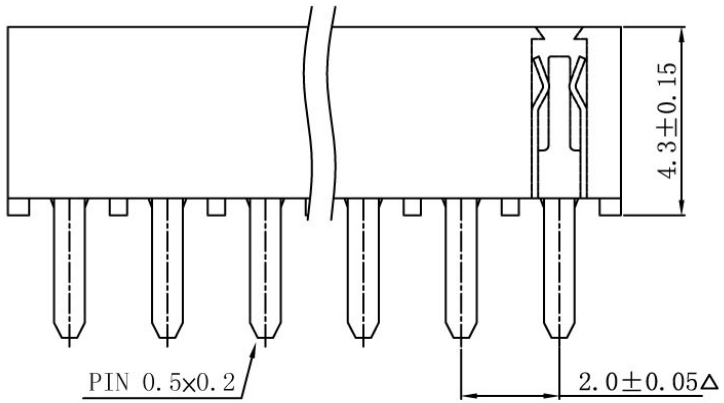

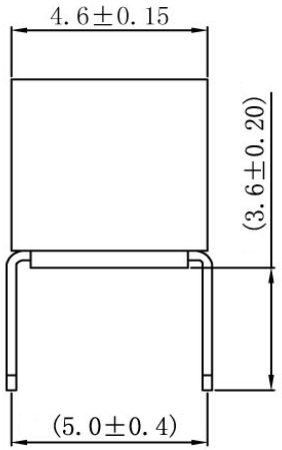

DIMENSIONS LIST

No of Positions	A	B	No of Positions	A	B
02	2.00	4.50	21	40.00	42.50
03	4.00	6.50	22	42.00	44.50
04	6.00	8.50	23	44.00	46.50
05	8.00	10.50	24	46.00	48.50
06	10.00	12.50	25	48.00	50.50
07	12.00	14.50	26	50.00	52.50
08	14.00	16.50	27	52.00	54.50
09	16.00	18.50	28	54.00	56.50
10	18.00	20.50	29	56.00	58.50
11	20.00	22.50	30	58.00	60.50
12	22.00	24.50	31	60.00	62.50
13	24.00	26.50	32	62.00	64.50
14	26.00	28.50	33	64.00	66.50
15	28.00	30.50	34	66.00	68.50
16	30.00	32.50	35	68.00	70.50
17	32.00	34.50	36	70.00	72.50
18	34.00	36.50	37	72.00	74.50
19	36.00	38.50	38	74.00	76.50
20	38.00	40.50	39	76.00	78.50
			40	78.00	80.50

△	DATE	ECR
△		
△		
△		
△		

ARC ELECTRO INDUSTRY CORP.
www.arc-electro.com

PART NAME: FH P2.00 180° HL4.3 DIP 排距5.0
PART NUMBER: 5F1.221XX-D3500.2XX

S/C NO: W01249(1.0)

APPROVAL	CHECKED	DRAWING	DRAWING NO	DATE	REV	SCALE	UNIT	NO.
David	David	David	AK11524	071122	1.0		mm	

TOLERANCE:	
X. ±0.50	.X ±2°
.X ±0.30	.XX ±1°
.XX ±0.20	B173
.XXX ±0.10	D002-V120